




Unit 3: Civil Rights Organizations Activities Choice Board #1

Montgomery Improvement Association (MIA)		
Encyclopedia Research	MIA and Coretta Scott King	Primary Document Analysis
 <p>Read: MIA in Kids Britannica</p> <p>Complete the Guided Notes / Answer Key</p>	<p>Instruction: Study the MIA Concert Flyer featuring Mrs. Coretta Scott King.</p> <p>Discussion: <i>Why would the MIA host a concert and not focus on fighting for Civil Rights? Or is there a connection?</i></p>	 <p>Discussion: Read the intro: MIA Library of Congress - Rosa Parks Papers.</p> <p>Small Group/Individual Work: Read and discuss the notes Rosa Parks wrote as she assisted the MIA.</p> <p>Large Group Discussion: <i>So did Rosa Parks do more than just “stay seated” on the bus? What else did she do to help fight for justice?</i></p>



To learn more about the life, teachings, and legacy of Rev. Dr. Martin Luther King, Jr., visit The King Center at www.thekingcenter.org.

Unit 3: Civil Rights Organizations Activities Choice Board #2

Southern Christian Leadership Conference (SCLC)		
SCLC WebQuest	Social Media Connection	Encyclopedia Research
 <p>WebQuest - Station 1: The History of SCLC</p> <p>WebQuest - Station 2: SCLC Leadership</p> <p>WebQuest - Station 3: SCLC Programs/Initiatives/Causes</p> <p>Task: WebQuest Journey Packet</p>	 <p>NatCivilRightsMuseum @NCRMuseum</p> <p>Instructions: Read the Tweets from the National Civil Rights Museum. Create a Tweet/reply showing that you understand how SCLC connects to the Civil Rights Movement and/or Dr. King.</p>	 <p>Instruction: Read SCLC Britannica Overview.</p> <p>Small Group/Individual Work: Complete the Guided Notes / Answer Key</p> <p>Large Group Discussion:</p> <ul style="list-style-type: none"> ● Review the guided notes. ● Discussion Questions: <i>Which action would you take? Why? Would any of these actions not work today?</i> ● Acknowledge the themes among students' answers.

To learn more about the life, teachings, and legacy of Rev. Dr. Martin Luther King, Jr., visit The King Center at www.thekingcenter.org.


Unit 3: Civil Rights Organizations Activities Choice Board #3

National Association for the Advancement of Colored People (NAACP)		
NAACP History Poem	Video Prompt	Kids Encyclopedia Facts
 <p>Read The History of the NAACP. Create a Historical Acrostic Poem based on historical facts within the History.com resource.</p> <p>NAACP Historical Acrostic Poem Template</p>	<p>Video: The Founding of the NAACP</p> <p>Small Group/Individual Work: Complete the NAACP Video Cartoons</p> <p>Have the students present their video cartoons.</p>	 <p>Instructions:</p> <ol style="list-style-type: none"> 1) Divide the students into 6 groups: <ul style="list-style-type: none"> - Organization - History - Mission - 21st Century - Awards - Interesting Facts about the NAACP 2) Have each group use NAACP Facts for Kids to complete their assigned NAACP Google Slide. 3) Allow each group to present their slide to the class.

To learn more about the life, teachings, and legacy of Rev. Dr. Martin Luther King, Jr., visit The King Center at www.thekingcenter.org.

Unit 3: Civil Rights Organizations Activities Choice Boards #4 & 5

Congress of Racial Equality (CORE)		
Video Prompt	Fight with Artwork	Nonviolence Letter
<p>Watch the Video Overview: Congress of Racial Equality: Fighting Discrimination and Segregation</p> <p>Complete the CORE Video Guide / Answer Key</p>	<p>Have the students fight with CORE by completing the CORE Fights Against Segregation Worksheet.</p>	<p>CORE was rooted in the idea of fighting violence with nonviolence. Write a letter to the leaders of CORE explaining the benefits of this approach.</p> <p>Letter Template</p>

Student Nonviolent Coordinating Committee (SNCC)		
Video Prompt	TITLE	TITLE
<p>Watch the Video: CNN: SNCC's Legacy: A Civil Rights History</p> <p>Small Group/Individual Work: Complete the Guided Notes / Answer Key.</p>	<p>Read about the relationship between SNCC and Dr. Martin Luther King, Jr.: SNCC and MLK</p> <p>Small Group/Individual Work: Complete the SNCC and MLK Relationship Worksheet.</p>	<p><i>Lift As You Climb: The Story of Ella Baker</i> by Patricia Hruby Powell</p>  <p>Discuss the characters, plot, feelings, vocabulary, summary, and themes.</p>

To learn more about the life, teachings, and legacy of Rev. Dr. Martin Luther King, Jr., visit The King Center at www.thekingcenter.org.



ASSESSMENTS

Civil Rights Club Fair: Divide the students into five groups. Let them pretend that they are students in the 1960s. Have them create flyers, posters/tri-boards, presentations, sign-up sheets, etc. for MIA, SCLC, NAACP, CORE, and SNCC. All groups will present their materials at the Civil Rights Club Fair (open to the student body).

Civil Rights Organizations Brochures: Divide the students into five groups: MIA, SCLC, NAACP, CORE, and SNCC. Have each group create a handheld or digital brochure providing the history of the organization, Dr. King's role in the organization, and the impact it made on the Civil Rights Movement.

ADDITIONAL RESOURCES



[Montgomery Improvement Association](#)

[NAACP](#)

[Southern Christian Leadership Conference](#)

[Congress of Racial Equality](#)

[Student Nonviolent Coordinating Committee](#)

Stanford | The Martin Luther King, Jr.
Research and Education Institute

[Montgomery Improvement Association](#)

[NAACP](#)

[Southern Christian Leadership Conference](#)

[Congress for Racial Equality](#)

[Student Nonviolent Coordinating Committee](#)



[Southern Christian
Leadership Conference](#)